

Artuvetrin® Treatment Diary



_____'s
allergy diary
—

Record your horse's symptoms,
dosages and progress

Introduction

Your veterinarian knows how challenging it is to relieve your horse of atopy, which is why Artuvetrin® Therapy has been prescribed. Atopy is a hereditary allergy to substances from the environment such as pollen from plants (grasses, weeds and trees), dust and storage mites, molds and dander. These substances are also called allergens.

Artuvetrin® Therapy is the only treatment that addresses the cause of allergy, not only its symptoms, and allows long term relief without long-term side effects.

With this treatment, very small amounts of allergens to which your horse is allergic are injected subcutaneously (beneath the skin) in increasing amounts.

The goal is to change the immune system's response so that it becomes less sensitive or not sensitive at all to the allergens. As a result, the allergic reaction and symptoms will decrease or disappear.



Artuvetrin® Therapy is the only licensed immunotherapy in Europe*, therefore under the European veterinary medicines regulations (directive 2004/28/EC), the product of choice for horses.



Licensed in the Netherlands

Your horse's name

Your horse's therapy

Artuvetrin® Therapy

Allergens included

Vial 1	Vial 2	Vial __
1.	1.	1.
2.	2.	2.
3.	3.	3.
4.	4.	4.
5.	5.	5.
6.	6.	6.
7.	7.	7.
8.	8.	8.

Batch number

How to start the Artuvetrin® treatment?

Before starting the treatment, we recommend you read the Horse Allergies brochure and information leaflet for Artuvetrin® Therapy.


The first dosage starts at 0.2 ml, after which it is gradually increased over longer intervals to a maximum of 1 ml. In some cases, this treatment schedule can be too fast. If so, it is possible to deviate from the standard dosage schedule by following your veterinarian's recommendation.

Once the maintenance dose of 1 ml is reached (after 13 weeks), continue a monthly injection interval. This maintenance interval can also be adjusted depending on the time period that provides the best control.

One Artuvetrin vial contains enough treatment for 10 months, when using the standard dosage schedule.

Artuvetrin is a lifelong treatment and a repeat order should be placed as soon as you finish the current vial, this way your horse can continue with the treatment without missing a dose.

Compliance with the treatment schedule and dosages is very important for your horse's recovery.



Advised schedule	Dosage	Advised schedule	Dosage
Week 1	0.2 ml	4 weeks later (week 25)	1.0 ml
2 weeks later (week 3)	0.4 ml	4 weeks later (week 29)	1.0 ml
2 weeks later (week 5)	0.6 ml	Week 33	1.0 ml
2 weeks later (week 7)	0.8 ml	It is time to reorder! Please contact your vet	
3 weeks later (week 10)	1.0 ml		
3 weeks later (week 13)	1.0 ml	Maintenance period: 1.0 ml every 4 weeks.	
4 weeks later (week 17)	1.0 ml		
4 weeks later (week 21)	1.0 ml		

What if I have 2 or more treatment vials?

In some cases, animals are allergic to several allergens and for that reason we cannot include all of them into a single vial. Therefore, we divide the allergens into two or more separate vials (maximum per vial is 8 allergens) to ensure each allergen is absorbed properly. The content of each vial should be administered at the same time, but alternating injection sites across the neck area to avoid repeated injections in one site.



Why record in this Artuvetrin® Treatment Diary?

The best possible results can be achieved by recording your horse's symptoms, progress and dosages. With the help of this Artuvetrin® Treatment Diary, you and your vet can:

1. See when a dosage adjustment is necessary

Every animal's allergy condition is unique. Therefore, the dose and interval between injections should be tailored according to your horse's response. The best results can be achieved with an optimal dosage for your horse.

2. Causes of flare-ups can be found easier

A flare-up is a situation where symptoms suddenly appear or worsen. By recording symptom's severity and relevant remarks such as traveling, treatments, bath, new stable, etc., causes of flare-ups can be found and solved easier.

3. Recognise secondary infections

If the symptoms worsen, it is possible that your horse may have another skin problem. Noticing increasing symptoms in your records enables you to consult your vet on time.

4. See when additional medications can be lowered

When records show that your horse is doing well, your vet can decide to reduce the dosage of additional medication.

5. Compare before and after treatment results

This Artuvetrin® Treatment Diary can give you and your vet a clear overview of the before and after results.

Show this Artuvetrin® Treatment Diary to your veterinarian every visit.

How to use this Artuvetrin® Treatment Diary

The following pages show a table for every week and allow you to record the following:

1. Week Write the number of weeks your horse has been on Artuvetrin® and record your horse's symptoms and dosage.

2. Dosage Select yes or no depending if you have given an injection in this specific week or not. If yes, please write the amount of ml and date.

3. Symptoms / remarks Please write which symptoms you have seen in this week and which relevant activity occurred such as traveling, treatments, bath, new stable, etc.

Itching is the most common symptom of atopy. But also skin redness and thickness, wounds, inflammation, hair loss can be seen as a result of biting and rubbing. Airway problems, laminitis and head tossing can be associated with allergy as well.

4. Severity Please mark how severe the symptoms were.

Nothing – minimal

No itching while sleeping, eating, playing, exercising or distracted.

Minimal – average

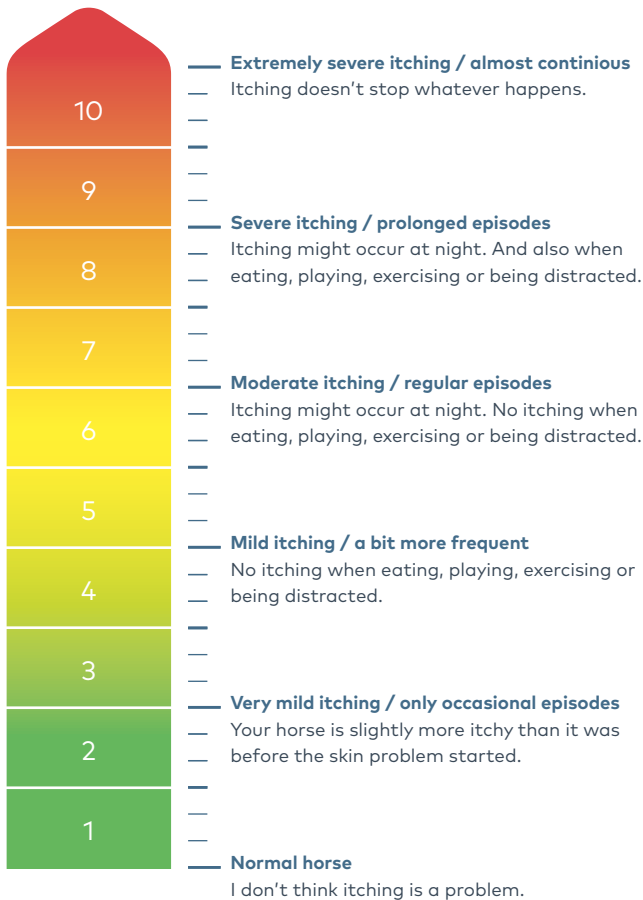
Itching might occur at night. No itching while eating, playing, exercising or distracted.

Average – severe

Itching occurs at night, but also while eating, playing, exercising or distracted.

You can also use the itchy scale on the next page and record the number at which you think your horse's level of itchiness is.

Itchy scale: how itchy is your horse?



Injection technique



- Always use a new needle and syringe

- Draw the correct dosage in syringe. Always double check.
- Insert the needle but do NOT INJECT; gently pull back on the plunger and check for blood. If blood is present, remove the needle, select a new location, reinsert the needle and pull back on the plunger to check for blood as before. If after pulling back, there is no blood present, inject the prescribed dose.
- In cases where two or more treatment vials are prescribed, alternate injection sites across the shoulder area to avoid repeated injections in one site.
- Treatment vials are to be refrigerated when not in use; do not freeze.
- Always record the injection date, the given dose amount and your pet's response to the injection in this Artuvetrin® Treatment Diary.
- Report any concern or unusual response to your veterinarian immediately.



Artuvetrin[®] Treatment Diary

Week: _____	Symptoms / remarks	Severity			
Dosage? <input checked="" type="checkbox"/> Yes <input type="checkbox"/> No <u>0.2</u> ml	Itchy + wound treatment	Day	<input type="checkbox"/>	<input checked="" type="checkbox"/>	<input type="checkbox"/>
Date: <u>00</u> - <u>00</u> - <u>0000</u>		Night	<input type="checkbox"/>	<input type="checkbox"/>	<input checked="" type="checkbox"/>







Week: _____	Symptoms / remarks	Severity			
Dosage? <input type="checkbox"/> Yes <input type="checkbox"/> No _____ ml		Day	<input type="checkbox"/>	<input type="checkbox"/>	<input type="checkbox"/>
Date: _____ - _____ - _____		Night	<input type="checkbox"/>	<input type="checkbox"/>	<input type="checkbox"/>







Week: _____	Symptoms / remarks	Severity			
Dosage? <input type="checkbox"/> Yes <input type="checkbox"/> No _____ ml		Day	<input type="checkbox"/>	<input type="checkbox"/>	<input type="checkbox"/>
Date: _____ - _____ - _____		Night	<input type="checkbox"/>	<input type="checkbox"/>	<input type="checkbox"/>







Week: _____	Symptoms / remarks	Severity			
Dosage? <input type="checkbox"/> Yes <input type="checkbox"/> No _____ ml		Day	<input type="checkbox"/>	<input type="checkbox"/>	<input type="checkbox"/>
Date: _____ - _____ - _____		Night	<input type="checkbox"/>	<input type="checkbox"/>	<input type="checkbox"/>







Week: _____	Symptoms / remarks	Severity			
Dosage? <input type="checkbox"/> Yes <input type="checkbox"/> No _____ ml		Day	<input type="checkbox"/>	<input type="checkbox"/>	<input type="checkbox"/>
Date: _____ - _____ - _____		Night	<input type="checkbox"/>	<input type="checkbox"/>	<input type="checkbox"/>

Week: _____	Symptoms / remarks	Severity			
Dosage? <input type="checkbox"/> Yes <input type="checkbox"/> No _____ ml		Day	<input type="checkbox"/>	<input type="checkbox"/>	<input type="checkbox"/>
Date: _____ - _____ - _____		Night	<input type="checkbox"/>	<input type="checkbox"/>	<input type="checkbox"/>

Week: _____	Symptoms / remarks	Severity
Dosage? <input type="checkbox"/> Yes <input type="checkbox"/> No _____ ml		Day   
Date: _____-_____-_____		Night   







Week: _____	Symptoms / remarks	Severity
Dosage? <input type="checkbox"/> Yes <input type="checkbox"/> No _____ ml		Day   
Date: _____-_____-_____		Night   







Week: _____	Symptoms / remarks	Severity
Dosage? <input type="checkbox"/> Yes <input type="checkbox"/> No _____ ml		Day   
Date: _____-_____-_____		Night   







Week: _____	Symptoms / remarks	Severity
Dosage? <input type="checkbox"/> Yes <input type="checkbox"/> No _____ ml		Day   
Date: _____-_____-_____		Night   







Standard dosage schedule			
Week 1	0.2 ml	Week 13	1.0 ml
Week 3	0.4 ml	Week 17	1.0 ml
Week 5	0.6 ml	Week 21	1.0 ml
Week 7	0.8 ml	Week 25	1.0 ml
Week 10	1.0 ml	Week 29	1.0 ml
		Week 33	1.0 ml
It is time to reorder! Please contact your vet			
Maintenance period: 1.0 ml every 4 weeks.			







Artuvetrin® Treatment Diary







Week: _____	Symptoms / remarks	Severity
Dosage? <input type="checkbox"/> Yes <input type="checkbox"/> No _____ ml		Day   
Date: _____-_____-_____		Night   







Week: _____	Symptoms / remarks	Severity
Dosage? <input type="checkbox"/> Yes <input type="checkbox"/> No _____ ml		Day   
Date: _____-_____-_____		Night   







Week: _____	Symptoms / remarks	Severity
Dosage? <input type="checkbox"/> Yes <input type="checkbox"/> No _____ ml		Day   
Date: _____-_____-_____		Night   







Week: _____	Symptoms / remarks	Severity
Dosage? <input type="checkbox"/> Yes <input type="checkbox"/> No _____ ml		Day   
Date: _____-_____-_____		Night   







Week: _____	Symptoms / remarks	Severity
Dosage? <input type="checkbox"/> Yes <input type="checkbox"/> No _____ ml		Day   
Date: _____-_____-_____		Night   

Week: _____	Symptoms / remarks	Severity
Dosage? <input type="checkbox"/> Yes <input type="checkbox"/> No _____ ml		Day   
Date: _____-_____-_____		Night   

Week: _____	Symptoms / remarks	Severity
Dosage? <input type="checkbox"/> Yes <input type="checkbox"/> No _____ ml		Day   
Date: _____-_____-_____		Night   







Week: _____	Symptoms / remarks	Severity
Dosage? <input type="checkbox"/> Yes <input type="checkbox"/> No _____ ml		Day   
Date: _____-_____-_____		Night   







Week: _____	Symptoms / remarks	Severity
Dosage? <input type="checkbox"/> Yes <input type="checkbox"/> No _____ ml		Day   
Date: _____-_____-_____		Night   







Week: _____	Symptoms / remarks	Severity
Dosage? <input type="checkbox"/> Yes <input type="checkbox"/> No _____ ml		Day   
Date: _____-_____-_____		Night   







Standard dosage schedule			
Week 1	0.2 ml	Week 13	1.0 ml
Week 3	0.4 ml	Week 17	1.0 ml
Week 5	0.6 ml	Week 21	1.0 ml
Week 7	0.8 ml	Week 25	1.0 ml
Week 10	1.0 ml	Week 29	1.0 ml
		Week 33	1.0 ml
It is time to reorder! Please contact your vet			
Maintenance period: 1.0 ml every 4 weeks.			







Artuvetrin[®] Treatment Diary







Week: _____	Symptoms / remarks	Severity
Dosage? <input type="checkbox"/> Yes <input type="checkbox"/> No _____ ml		Day   
Date: _____-_____-_____		Night   







Week: _____	Symptoms / remarks	Severity
Dosage? <input type="checkbox"/> Yes <input type="checkbox"/> No _____ ml		Day   
Date: _____-_____-_____		Night   







Week: _____	Symptoms / remarks	Severity
Dosage? <input type="checkbox"/> Yes <input type="checkbox"/> No _____ ml		Day   
Date: _____-_____-_____		Night   







Week: _____	Symptoms / remarks	Severity
Dosage? <input type="checkbox"/> Yes <input type="checkbox"/> No _____ ml		Day   
Date: _____-_____-_____		Night   







Week: _____	Symptoms / remarks	Severity
Dosage? <input type="checkbox"/> Yes <input type="checkbox"/> No _____ ml		Day   
Date: _____-_____-_____		Night   

Week: _____	Symptoms / remarks	Severity
Dosage? <input type="checkbox"/> Yes <input type="checkbox"/> No _____ ml		Day   
Date: _____-_____-_____		Night   

Week: _____	Symptoms / remarks	Severity
Dosage? <input type="checkbox"/> Yes <input type="checkbox"/> No _____ ml		Day   
Date: _____-_____-_____		Night   







Week: _____	Symptoms / remarks	Severity
Dosage? <input type="checkbox"/> Yes <input type="checkbox"/> No _____ ml		Day   
Date: _____-_____-_____		Night   







Week: _____	Symptoms / remarks	Severity
Dosage? <input type="checkbox"/> Yes <input type="checkbox"/> No _____ ml		Day   
Date: _____-_____-_____		Night   







Week: _____	Symptoms / remarks	Severity
Dosage? <input type="checkbox"/> Yes <input type="checkbox"/> No _____ ml		Day   
Date: _____-_____-_____		Night   







Standard dosage schedule			
Week 1	0.2 ml	Week 13	1.0 ml
Week 3	0.4 ml	Week 17	1.0 ml
Week 5	0.6 ml	Week 21	1.0 ml
Week 7	0.8 ml	Week 25	1.0 ml
Week 10	1.0 ml	Week 29	1.0 ml
		Week 33	1.0 ml
It is time to reorder! Please contact your vet			
Maintenance period: 1.0 ml every 4 weeks.			







Artuvetrin[®] Treatment Diary







Week: _____	Symptoms / remarks	Severity
Dosage? <input type="checkbox"/> Yes <input type="checkbox"/> No _____ ml		Day   
Date: _____-_____-_____		Night   







Week: _____	Symptoms / remarks	Severity
Dosage? <input type="checkbox"/> Yes <input type="checkbox"/> No _____ ml		Day   
Date: _____-_____-_____		Night   







Week: _____	Symptoms / remarks	Severity
Dosage? <input type="checkbox"/> Yes <input type="checkbox"/> No _____ ml		Day   
Date: _____-_____-_____		Night   







Week: _____	Symptoms / remarks	Severity
Dosage? <input type="checkbox"/> Yes <input type="checkbox"/> No _____ ml		Day   
Date: _____-_____-_____		Night   







Week: _____	Symptoms / remarks	Severity
Dosage? <input type="checkbox"/> Yes <input type="checkbox"/> No _____ ml		Day   
Date: _____-_____-_____		Night   

Week: _____	Symptoms / remarks	Severity
Dosage? <input type="checkbox"/> Yes <input type="checkbox"/> No _____ ml		Day   
Date: _____-_____-_____		Night   

Week: _____	Symptoms / remarks	Severity
Dosage? <input type="checkbox"/> Yes <input type="checkbox"/> No _____ ml		Day   
Date: _____-_____-_____		Night   







Week: _____	Symptoms / remarks	Severity
Dosage? <input type="checkbox"/> Yes <input type="checkbox"/> No _____ ml		Day   
Date: _____-_____-_____		Night   







Week: _____	Symptoms / remarks	Severity
Dosage? <input type="checkbox"/> Yes <input type="checkbox"/> No _____ ml		Day   
Date: _____-_____-_____		Night   







Week: _____	Symptoms / remarks	Severity
Dosage? <input type="checkbox"/> Yes <input type="checkbox"/> No _____ ml		Day   
Date: _____-_____-_____		Night   







Standard dosage schedule			
Week 1	0.2 ml	Week 13	1.0 ml
Week 3	0.4 ml	Week 17	1.0 ml
Week 5	0.6 ml	Week 21	1.0 ml
Week 7	0.8 ml	Week 25	1.0 ml
Week 10	1.0 ml	Week 29	1.0 ml
		Week 33	1.0 ml
It is time to reorder! Please contact your vet			
Maintenance period: 1.0 ml every 4 weeks.			







Artuvetrin[®] Treatment Diary







Week: _____	Symptoms / remarks	Severity
Dosage? <input type="checkbox"/> Yes <input type="checkbox"/> No _____ ml		Day   
Date: _____-_____-_____		Night   







Week: _____	Symptoms / remarks	Severity
Dosage? <input type="checkbox"/> Yes <input type="checkbox"/> No _____ ml		Day   
Date: _____-_____-_____		Night   







Week: _____	Symptoms / remarks	Severity
Dosage? <input type="checkbox"/> Yes <input type="checkbox"/> No _____ ml		Day   
Date: _____-_____-_____		Night   







Week: _____	Symptoms / remarks	Severity
Dosage? <input type="checkbox"/> Yes <input type="checkbox"/> No _____ ml		Day   
Date: _____-_____-_____		Night   







Week: _____	Symptoms / remarks	Severity
Dosage? <input type="checkbox"/> Yes <input type="checkbox"/> No _____ ml		Day   
Date: _____-_____-_____		Night   

Week: _____	Symptoms / remarks	Severity
Dosage? <input type="checkbox"/> Yes <input type="checkbox"/> No _____ ml		Day   
Date: _____-_____-_____		Night   

Week: _____	Symptoms / remarks	Severity
Dosage? <input type="checkbox"/> Yes <input type="checkbox"/> No _____ ml		Day   
Date: _____-_____-_____		Night   

Week: _____	Symptoms / remarks	Severity
Dosage? <input type="checkbox"/> Yes <input type="checkbox"/> No _____ ml		Day   
Date: _____-_____-_____		Night   

Week: _____	Symptoms / remarks	Severity
Dosage? <input type="checkbox"/> Yes <input type="checkbox"/> No _____ ml		Day   
Date: _____-_____-_____		Night   

Week: _____	Symptoms / remarks	Severity
Dosage? <input type="checkbox"/> Yes <input type="checkbox"/> No _____ ml		Day   
Date: _____-_____-_____		Night   

Standard dosage schedule			
Week 1	0.2 ml	Week 13	1.0 ml
Week 3	0.4 ml	Week 17	1.0 ml
Week 5	0.6 ml	Week 21	1.0 ml
Week 7	0.8 ml	Week 25	1.0 ml
Week 10	1.0 ml	Week 29	1.0 ml
		Week 33	1.0 ml
It is time to reorder! Please contact your vet			
Maintenance period: 1.0 ml every 4 weeks.			



TDH1020EN2